
	<b>Title:</b> <b>Organization/Area:</b>	<b>Work Instructions</b> Change Asset Document Financial Accounting	
	<b>Responsibility:</b> <b>File Name:</b>	Finance AB02_Change Asset Document	<b>Release:</b>

## Overview

Business Process Description Overview
<p>This document describes changing asset document data in SAP.</p> <p>List of BRD for your reference:            BRD-10012 Asset Master Change Process</p>

Key Data Elements	Field Value / Comments
Company Code	5000 SAP-A1 Company
Asset Group	1010 Leasehold Improvements 1020 Plant & Equipment 1030 Fixtures and Fittings 1040 Office Equipment 1050 Tools & Dies 1060 Motor Vehicles 1070 Asset Under Construction 1080 Computer Software 1090 Low Value Asset

Output - Results	Comments
Asset document is changed.	N.A.

	<b>Title:</b> <b>Organization/Area:</b>	<b>Work Instructions</b> Change Asset Document Financial Accounting	
	<b>Responsibility:</b> <b>File Name:</b>	Finance AB02_Change Asset Document	<b>Release:</b> 


## Procedural Steps

### 1.1. Access transaction via:

<b>Menu Path</b>	Accounting → Financial Accounting → Fixed Assets → Posting → Edit Document → Change
<b>Transaction Code</b>	AB02

### 1.2. In the screen "Documents for Asset", enter information in the fields as specified in the table below:

### Documents for Asset

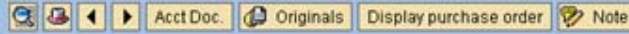


Company Code	<input checked="" type="checkbox"/>
Asset	<input checked="" type="checkbox"/>
Subnumber	<input type="checkbox"/>
Fiscal Year	<input checked="" type="checkbox"/>

Field Name	Description	R/O/C	User Action and Values	Comments
Company Code	Code for legal entity	R	Enter value in Company Code. <b>Example:</b> 9000	
Asset	Number of the Asset.	R	Enter Asset Number <b>Example:</b> 1030000002	
Sub number	Number sequence of the Sub number.	R	Enter Sub number asset. <b>Example:</b> 0	
Fiscal Year	Description of the Fiscal Year.	R	Enter value in Fiscal Year. <b>Example:</b> 2008	

### 1.3. Click button and select the required document.

### Overview of Asset Accounting Documents




Asset:	1030000002	0	Renovation
Company code	9000		SAP-A1 Company

**01 Book deprec. / SGD**






AsfValDt	Amount Posted	TTY	Trans. Type Text	Text	Ord. Dep.	Spec. Dep.
14.01.2008	18.000,00	330	Acquiring transfer of curr-yr acquis.	Asset Posted To Wrong As	0,00	

Last changed on:	Last changed by:	Version: 1.0	Page:
11/29/2010	Ang Cheng Leng		2 of 5

	<b>Title:</b> <b>Organization/Area:</b>	<b>Work Instructions</b> Change Asset Document Financial Accounting	
	Responsibility: Finance File Name: AB02_Change Asset Document	Release: ECC 6.0	

1.4. Click  button. Asset line item is displayed. Change the required fields.

### Document Change in Asset Accounting




Acct Doc.
 Originals
 Display purchase order
 Note

Asset	1030000002	0	Renovation
Company code	9000		SAP-A1 Company

**General specifications**

Transaction Type	330	Acquiring transfer of curr-yr acquis.
Asset value date	14.01.2008	
Text	Asset Posted To Wrong Asset Class	
Assignment		
Quantity	0,000	

**01 Book deprec. / SGD**

Amount posted	10.000,00	O.dep. on trans	0,00
		S.dep. on trans	0,00
		Interest on transact	0,00

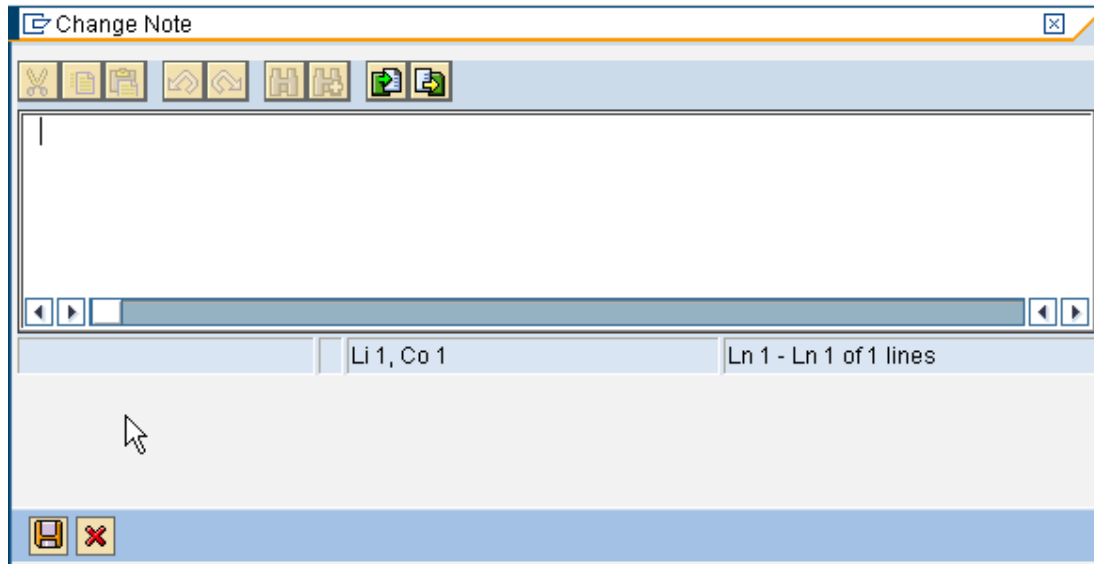
**Value adjustments**

	Cumulat.	Current year
Ordinary depreciat.	0,00	1.333,33-
Special depr.	0,00	0,00
Unplanned dep.	0,00	0,00
Transfer of reserves	0,00	0,00
Reval. of repl.value	0,00	0,00
Reval. of ord.dep.	0,00	0,00
Investment grant	0,00	0,00

Field Name	Description	R/O/C	User Action and Values	Comments
Text	Description of the Text.	O	Enter value in Text.	
Assignment	Description of the Assignment.	O	Enter value in Assignment.	

1.5. To store a longer description, click  Note button.

	<b>Title:</b>	<b>Work Instructions</b>	
	<b>Organization/Area:</b>	Change Asset Document Financial Accounting	
Responsibility:	Finance	Release:	ECC 6.0
File Name:	AB02_Change Asset Document		



Field Name	Description	R/O/C	User Action and Values	Comments
Notes	Number of notes associated with billing documents in the collective run	O	Enter value in Notes. <b>Example:</b> Notes 1	

1.6. Click button.

1.7. Click button to view the document accounting entries. Double click on the required line item to view its details.


**Display Document: Data Entry View**

Display Currency   
 General Ledger View

**Data Entry View**


Document Number: 400000015    Company Code: 9000    Fiscal Year: 2008  
 Document Date: 14.01.2008    Posting Date: 14.01.2008    Period: 10  
 Reference:    Cross-CC no.:     
 currency: SGD    TEXIS EXIST:     Ledger Group:

C...	Itm	PK	S	Account	Description	Amount	Curr.	Tx
9000	1	75		21020001	001020000003 0000	10.000,00-	SGD	
	2	70		22220001	001020000003 0000	1.333,33	SGD	
	3	70		21030001	001030000002 0000	10.000,00	SGD	
	4	75		22230001	001030000002 0000	1.333,33-	SGD	

	<b>Title:</b> <b>Organization/Area:</b>	<b>Work Instructions</b> Change Asset Document Financial Accounting	
	Responsibility: Finance File Name: AB02_Change Asset Document	Release: ECC 6.0	

1.8. Click  button.

1.9. Click  button.

 Asset document(s) changed

1.10. Click the Back  button to return to the SAP Easy Access menu.